



VIJUK

G&K RS ROLL-FED FOLDERS

High-speed, cost-effective packaging-line folding

VIJUK G&K RS FOLDERS

Why you should consider roll-fed folding...

- **HIGH SPEED, HIGH VOLUME**
 - Vijuk-G&K RS Roll-Fed Folders are unsurpassed for high-speed, high-volume folding of leaflets for the pharmaceutical, cosmetic, and small novelties industries.
- **ASSURE INTEGRITY OF THE JOB**
 - Minimizes the possibility of leaflet mix-ups.
- **SAVE ON COSTS**
 - Roll paper is less expensive than cut sheets.
 - Minimal paper waste because there is no trimming.
 - Minimal product spoilage because there are fewer jams as there are no sheets to double or become misaligned.
- **SAVE TIME**
 - No pre-cutting is necessary. Sheeting is done automatically on-line, saving valuable production time.

RS series folders are ideal for installing onto packaging lines, but can be equipped to operate off-line.

- They attach to the drive of the packaging line by chain or toothed belt.
- Setup is easy with quick-set caliper rollers and micrometer dials for fine tuning. Digital roller setting is available.
- Rollers are belt-driven for quiet operation, low maintenance and long wear.
- There are many roll stand options to meet your needs.

VIJUK-G&K RS 21/070-S2 ROLL-FED FOLDER

- The folder is pictured in the various ways a folder may be installed onto a packaging line—**A** top mount roll feed, **B** direct floor mount feed, and **C** floor mount feed with optional 90° deviation device. **D** is an off-line system.

Roll Sheeting...


- A separate draw-off roller is required for each leaflet length. The draw-off roller advances the roll paper to the length of the leaflets to be folded.
- When the length is confirmed by the electronic reading of a print mark on each leaflet, sheeting is automatically done by a rotary knife.

Packaging-line system...

- The leaflet draw-off and knife shaft are synchronized 1:1 with the packaging line.
- The cut-to-length sheet is transferred to the folder for processing.
- The folded leaflet is delivered to the cartoning section of the packaging line.
- The roll feeders on machine **B**, **C**, and **D** are single-roll stands with a splicing station.

Off-line system...

- The folder is mounted on a stand and equipped with a motor.
- The folded leaflet is delivered on the vertical-stacking delivery unit, stacked upright for easy, orderly collection.
- The roll feeder on pictured machine is a single-roll stand with a splicing station feeding directly into the folder.



Speed...

- RS 21/070 production speeds are up to 320 leaflets per minute (depending on stock and cut-off length).

VIJUK-G&K RS 21/880/2 ROLL-FED FOLDER

- This folder is pictured with a direct mount from the roll stand but can have a 90° mount.

Roll Sheeting...


- This machine does not require a separate draw-off roller. The length of the leaflet is entered by millimeters on the electronic control panel and the proper length is drawn off the roll.
- When the length is confirmed by the electronic reading of a print mark on each leaflet, sheeting is automatically done by a rotary knife.
- The machine is pictured with a single-roll stand with a servo drive. The drive is synchronized with the packaging-line along with the folding system. It unwinds the roll paper as required by the folder draw-off roller. There is no stress or pull on the paper throughout the whole roll. The servo drive is ideal for high-speed or intermittent production.
- Roll stand options are shown under attachments. Automatic roll changing is available.

Packaging-line operation...

- The leaflet draw-off and knife shaft are synchronized 1:1 with the packaging line.
- The cut-to-length sheet is transferred to the folder for processing.
- The folded leaflet is delivered to the cartoning section of the packaging line.

Speed...

- Production speeds are up to 400 leaflets per minute (depending on paper and cut-off length).



VIJUK-G&K RS 42/RS 21/880/2 ROLL-FED PLOUGH-FOLDING SYSTEM

- This high-speed folding system, mainly composed of two folders, is ideal for installing onto packaging lines for cross-folding larger sheets.
- The RS 21/880/2 FOLDER attaches to the drive of the packaging line by chain or toothed belt.
- The RS 42 FOLDER has its own drive which is electronically synchronized with the RS 21/880/2.
- The RS 42/RS 21 880 SYSTEM is pictured with a double-reel stand with a splicing station.

Plough folding on the RS 42 Folder...

- The paper is folded along the center of the length of the paper feeding off the roll stand—forming the first fold before it is cut to length.
- The folded paper is transferred to the RS 21/880/2 Folder for cross folding.
- A buffer loop between the two folders provides proper paper tension for smooth transfer of the folded paper to the draw-off roller.
- A ROTATIONAL BRUSH AND AIR JETS ensure that the folded paper is clean and deflated so it can be fed into the draw-off roller smoothly.

Leaflet Sheeting and folding...

- The folded paper is cut to length as explained in the RS 21/880/2 Folder ROLL-SHEETING description.
- The cut-to-length folded sheet is transferred to the RS 21/880/2 Folder where cross folds are made.
- The folded leaflet is delivered to the cartoning section of the packaging line.

Speed...


- Production speeds are up to 400 leaflets per minute (depending on paper and cut-off length).



Rotational brush and air jets ►



REEL STAND OPTIONS...



1 Single-roll stand

2 Double-roll stand

3 Single-roll stand with splicing station

4 Double-roll stand with splicing station

5 Single-roll stand with servo drive (splicing station is optional)

6 Double-roll stand with servo drive and splicing station (splicing station is optional)

Smoother production using roll stands with servo drives...

- The servo drive is synchronized with the packaging line along with the folding system.
- It unwinds the roll paper as required by the folder draw-off roller.

Solves the difficulty of unrolling paper at the end of the roll!

- There is no stress or pull on the paper throughout the dispensing of the whole roll—even at the end of the roll when it is more difficult to unroll the paper and there is the risk of stretching or tearing the paper
- The roll stands with a servo drive are ideal for high-speed or intermittent production.

7 ARW Automatic Splicer/Roll Stand with servo drive and Siemens 57 Controller

Save valuable production time with automatic roll changer...

- The ARW 21/2 AUTOMATIC SPLICER/ROLL STAND allows continuous production, eliminating the need to stop the system for a roll change.
- It handles paper widths up to 8-1/4 inches (210 mm).
- It has a servo drive and a Siemens 57 Controller.

How it works...

- As the first paper roll nears the end, the system reduces its speed to 150 leaflets per minute and will operate with the accumulated reserve of paper.
- When the end of the roll in production reaches the splicing station, it is overlapped with the start of the next roll and attached with double stick tape in the splicing station.
- When splicing is completed, the system resumes high-speed production.

OPTIONAL ACCESSORIES...

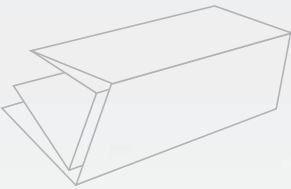


MCS-106 Predetermined Counter

- It performs and displays readouts of total and batch counts and the current production speed by digital tachometer.
- A 0- to 10-second delay can be set to pause the feeding process to create batches.
- For batch counting with the vertical-stack delivery unit on the stand-alone folding system, you enter the number of pieces per batch to trigger the unit's ejector magnet which staggers pieces to mark batches.

Not Pictured:

- Various gluing attachments (cold & hot)
- Bar code scanners (Read bar codes on one side or both sides of leaflets.)
- Digital roller adjustment
- 90° deviating device
- Splicing station for roll stands with servo drive
- Sound-reduction hoods



RS 21/070 ROLL-FED FOLDER SPECIFICATIONS

Number of plates		4 or 6
Folding width	max	8 1/4" (210 mm)
	min	2 3/8" (60 mm)
Smallest fold		5/8" (15 mm)
Sheet length	max	12 3/8" (315 mm)
	min	4 1/4" (105 mm)
Roll diameter	max	23 5/8" (600 mm)
Roll width	max	8 1/4" (210 mm)
	min	2 3/8" (60 mm)
Roll core diameter		3" (76 mm)
Production speed		up to 320/min.*

* Depending on length of the leaflets.

RS 21/880/2 ROLL-FED FOLDER SPECIFICATIONS

Number of plates		4 or 6
Folding width	max	8 1/4" (210 mm)
	min	2 3/8" (60 mm)
Smallest fold		5/8" (15 mm)
Sheet length	max	13 3/8" (340 mm)*
	min	4 1/4" (105 mm)
Roll diameter	max	23 5/8" (600 mm)
Roll width	max	8 1/4" (210 mm)
	min	2 3/8" (60 mm)
Roll core diameter		3" (76 mm)
Production speed		up to 400/min.**

* 20" (510 mm) with optional modification.

** Depending on length of the leaflets.

RS 42/RS 21880/2 PLOUGH-FOLDING SYSTEM SPECIFICATIONS

Number of plates		4 or 6
RS 42 plough folding width	max	16 1/2" (420 mm)
	min	4 3/4" (120 mm)
RS 21/880 folding width	max	8 1/4" (210 mm)
	min	2 3/8" (60 mm)
Smallest fold		5/8" (15 mm)
Sheet length	max	13 3/8" (340 mm)*
	min	4 1/4" (105 mm)
Roll diameter	max	23 5/8" (600 mm)
Roll width	max	16 1/2" (420 mm)
	min	2 3/8" (60 mm)
Roll core diameter		3" (76 mm)
Production speed		up to 400/min.**

* 20" (510 mm) with optional modification.

** Depending on length of the leaflets.

*W*e appreciate your interest in Vijuk Equipment, Inc.

For your finishing needs, Vijuk proudly offers high-quality equipment and excellent support and service. Please contact us for:

- *G&K Folders and auxiliary equipment*
- *Vijuk MV Outsert Systems*
- *VIJUK 321-T Saddle Stitching Systems*
- *Victory® Die Cutters*
- *Other specialty or customized equipment*
- *Spare parts for all Vijuk equipment*

715 Church Road, Elmhurst, Illinois 60126 • (630) 530-2203 FAX (630) 530-2245
info@vijukequip.com • **www.vijukequip.com**

